

Features

- * Customized **USA CREE** LED, 180lm/w, CRI **Ra80-93**. Junction temperature **<70°**
- * Taiwan **MeanWell** LED Drivers, wide AC90V~305V, **PF>0.98**, low THD<9%
- * Ultra-low luminous decay **<5%** in 5 years. L70>50,000hrs. Design lifespan **80,000hrs**
- * **SONY 4D** active heat dissipation technology. Unitized module design, **biggest cooling area**
- * Constant current and constant voltage design, much more reliable than other LED floodlights
- * Japan **calculus optical DIWL lens**, light transmittance of PMMA up to 98%.
- * **10° 24° 38° 60° 90°** beam angles and excellent uniformity
- * High strength structure coated with corrosion resistant polyester powder, real **anti-corrosion**
- * Excellent optical design, low UGR. **Noflickering** for slow-motion image. Applicable to **HDTV live broadcasting**
- * Intelligent dimming system. 0-10V, **1-10V**, Triac and **DALI** dimming models are available
- * **CE(TUV) RoHS FCC DLC** and **IP67** approved, **5 years warranty**
- * Widely used in stadium, sports field, tunnel, high mast lighting, light tower, ports... Applicable for most places



Product Certification: CE \ RoHS \ FCC \ DLC

Driver:



Driver certification:



SELV

IP65

IP67



Safety and EMC design refer to EN60598-1, subject 8750(UL), CNS15233, GB7000.1, FCC part18.

| | | | |
|--------------|----------------------|--------|---|
| SAFETY & EMC | SAFETY STANDARDS | Note.7 | UL1012, CAN/CSA-C22.2 No. 107.1-01, UL8750, CSAC22.2 No. 250.0-08, TUV EN61347-1, EN61347-2-13 independent (except for HLG-240H C type), UL60950-1, UL8750, TUV EN60950-1, IP65 or IP67, J61347-1, J61347-2-13 approved |
| | WITHSTAND VOLTAGE | | I/P-O/P:3.75KVAC I/P-FG:2KVAC O/P-FG:0.5KVAC |
| | ISOLATION RESISTANCE | | I/P-O/P, I/P-FG, O/P-FG:100M Ohms / 500VDC / 25°C / 70% RH |
| | EMC EMISSION | | Compliance to EN55015, EN55022 (CISPR22) Class B, EN61000-3-2 Class C ($\geq 50\%$ load) ; EN61000-3-3 |
| | EMC IMMUNITY | | Compliance to EN61000-4-2,3,4,5,6,8,11, EN61547, EN55024, light industry level (surge 4KV), criteria A |


LED Chip:




LED COMPONENTS IES LM-80 TESTING RESULTS

| Data Set | Case Temp. [T _s] | Ambient Temp. [T _A] | Drive Current [I _F] | Average Lumen Maintenance at 6,000 hours | Average Chromaticity Shift ($\Delta u'v'$) at 6,000 hours | Reported TM-21 Lifetimes |
|----------|------------------------------|---------------------------------|---------------------------------|--|---|---|
| 3+ | 105°C | 105°C | 200 mA (37V) 400 mA (18V) | 98.4% 60000hours=84% | 0.0008 | L90(10k) > 60,500 hrs L80(10k) > 60,500 hrs L70(10k) > 60,500 hrs |
| 4+ | 55°C | 55°C | 375 mA (37V) 750 mA (18V) | 97.7% | 0.0006 | L90(10k) > 60,500 hrs L80(10k) > 60,500 hrs L70(10k) > 60,500 hrs |
| 5+ | 85°C | 85°C | 375 mA (37V) 750 mA (18V) | 97.6% | 0.0007 | L90(9k) > 54,400 hrs L80(9k) > 54,400 hrs L70(9k) > 54,400 hrs |

Material:



Aluminium alloy heatsink
With electrophoresis treatment




Aluminium alloy housing
With electrostatic spraying




Stainless steel SUS304
Fixed Handle
With electrophoresis treatment

Heat Dissipation Structure:

The heat radiator area of the LED floodlight is the biggest in the high-power LED industry at present



Driver inside with ventilation design, protect it from the damage of sunshine



Specification

Main Parameters:

| | |
|---------------------------|---|
| Input Voltage | 90-305 VAC, 50/60 Hz |
| AC CURRENT(Typ.) | 4A/115VAC 2A/230VAC 1.2A/277VAC |
| INRUSH CURRENT(Typ) | COLD START 150A(twidth=570μs measured at 50%Ipeak)at 230VAC |
| LEAKAGE CURRENT | <0.75mA/277VAC |
| POWER FACTOR(Typ.) | PF>0.98/115VAC,PF>0.95/230VAC at full lead |
| LED Light Source | CREE Xlamp |
| LED Qty | 24PCS |
| LED Power | 200W |
| Total System Power | 215W |
| Power supply | TaiWan MeanWell |
| Driver Qty | 1PCS |
| LED Luminous Efficiency | 180 lm /W |
| LED Initial Luminous Flux | 36000 Lm |
| Illuminance Uniformity | >0.8 |
| Color Temperature | 2700、3000、3500、4000、5000、5700、6500K |
| Color Rendering Index | 75/80/90+ |
| Light Distribution | Asymmetric / Rectangular |
| Beam Angle | 10° / 24° / 38° / 60° / 90° |
| LED Junction Temperature | ≤70℃ (@ Ta=25℃) |
| Working Temperature | -40℃ ~ +65℃ |
| Storage Temperature | -40℃ ~ +65℃ (Best 25℃) |
| IP Rating | IP67 |
| Net weight | 9.0Kg |
| Life-span | >80,000H |
| Power Cord | SJT 3X1.31mm²(16AWG) triple shield wire |
| Shell Color | Black/Silver/Grey |

LumCAT: GL-FL-200W(60°lens)

Luminaire: LED Flood Light

Report No: BSR13121204-10

Test No: BSR13121204-10

LampCAT:

Lamp flux(lm)

Number of Lamps: 24

Length(mm): 370

Phm Type: C

Voltage(V): 220.130

Current(A): 1.017

Power (W): 218.580

PF: 0.976

Ballast type:

Width(mm): 200

Height(mm): 21

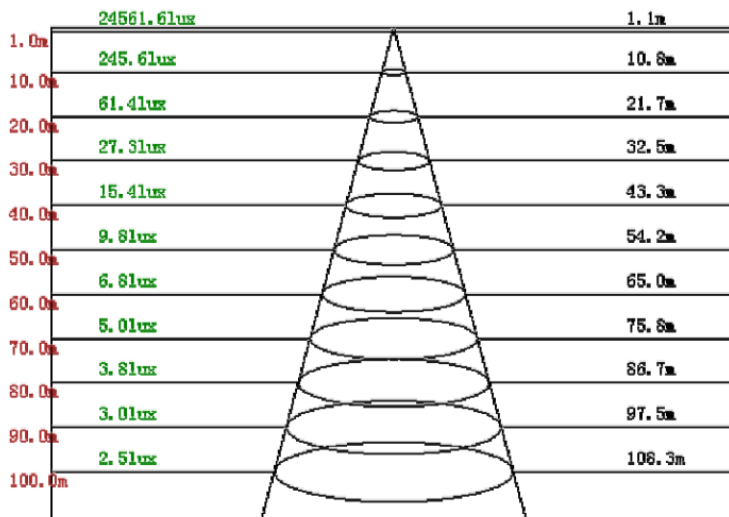
Photometric Results

Lumens(lm): 23462.27

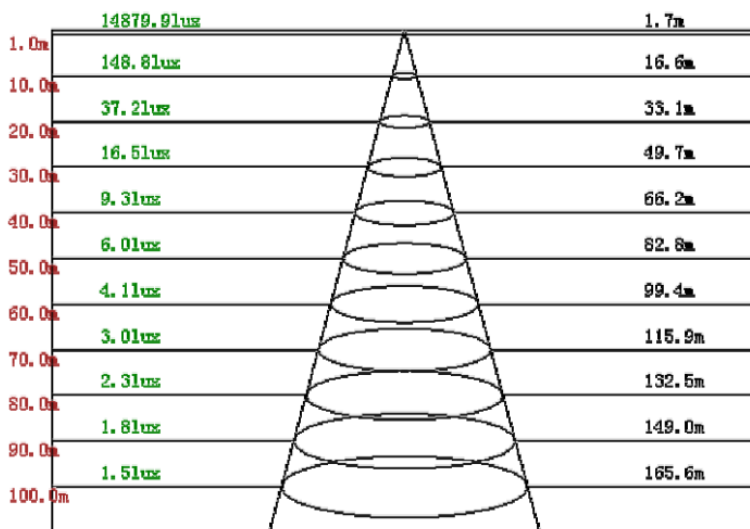
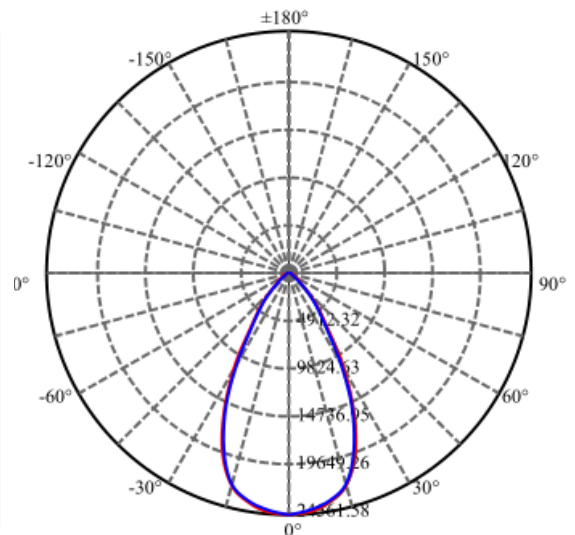
Lumens(lm)/Power(W): 107.34

Central intensity(cd): 24561.580

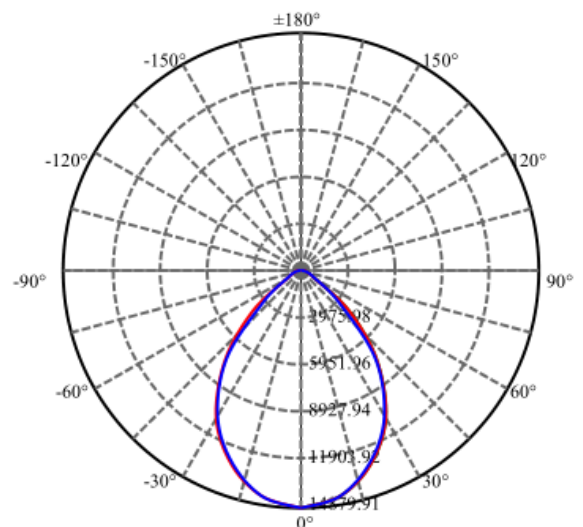
Maximum intensity(cd): 24561.580



Beam angle of 60

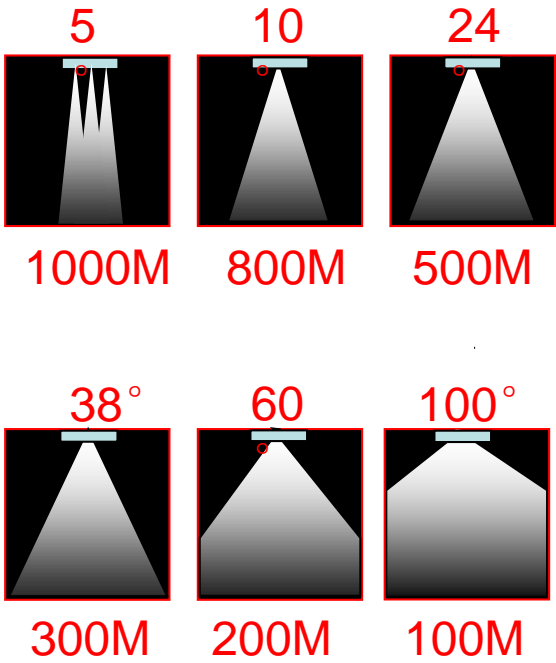


Beam angle of 90



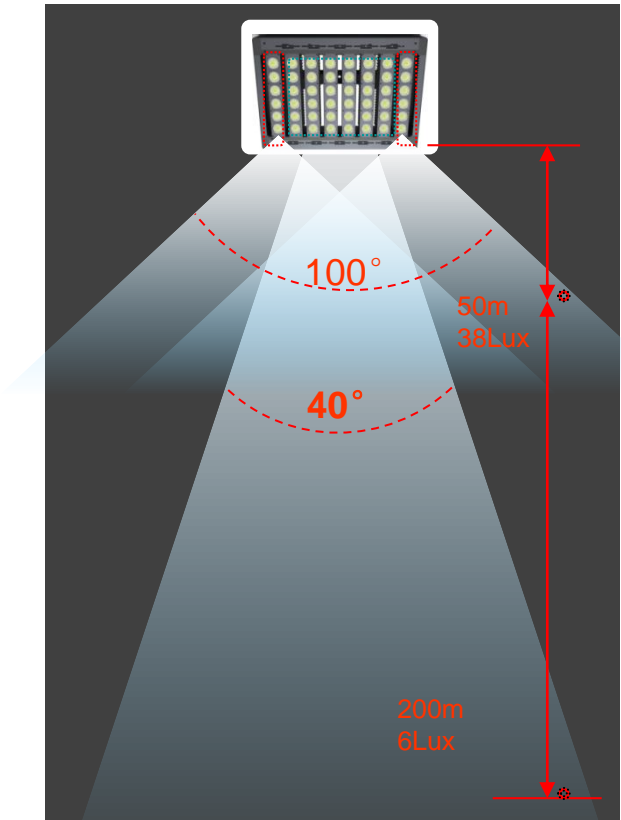
For detail, please check 200W IES files

Beam Angle





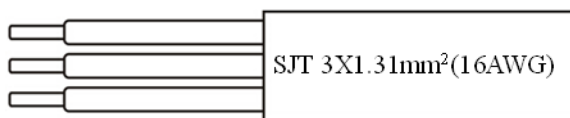
Multi Angle Applications

Two Angle Showing

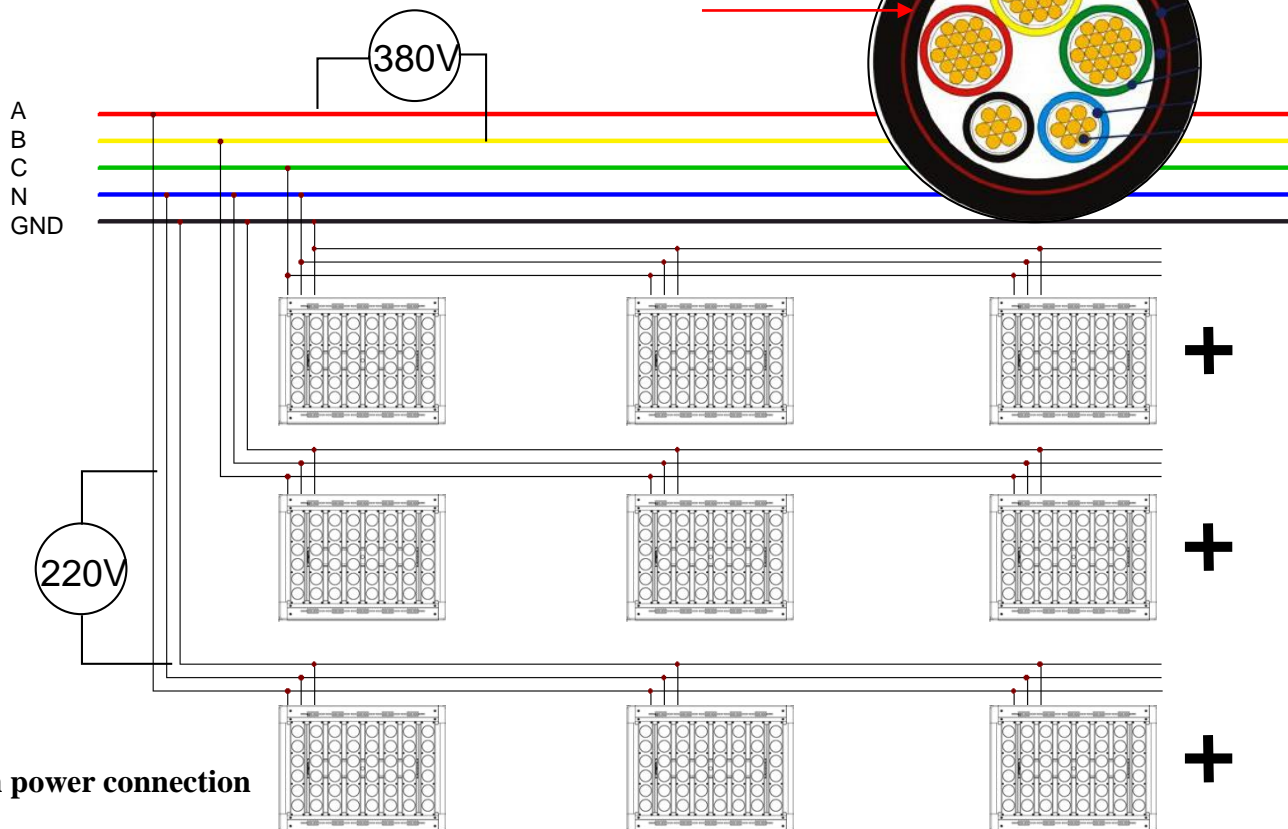


Wiring Diagram

- Black—Neutral
- White—Line
- Green—Ground

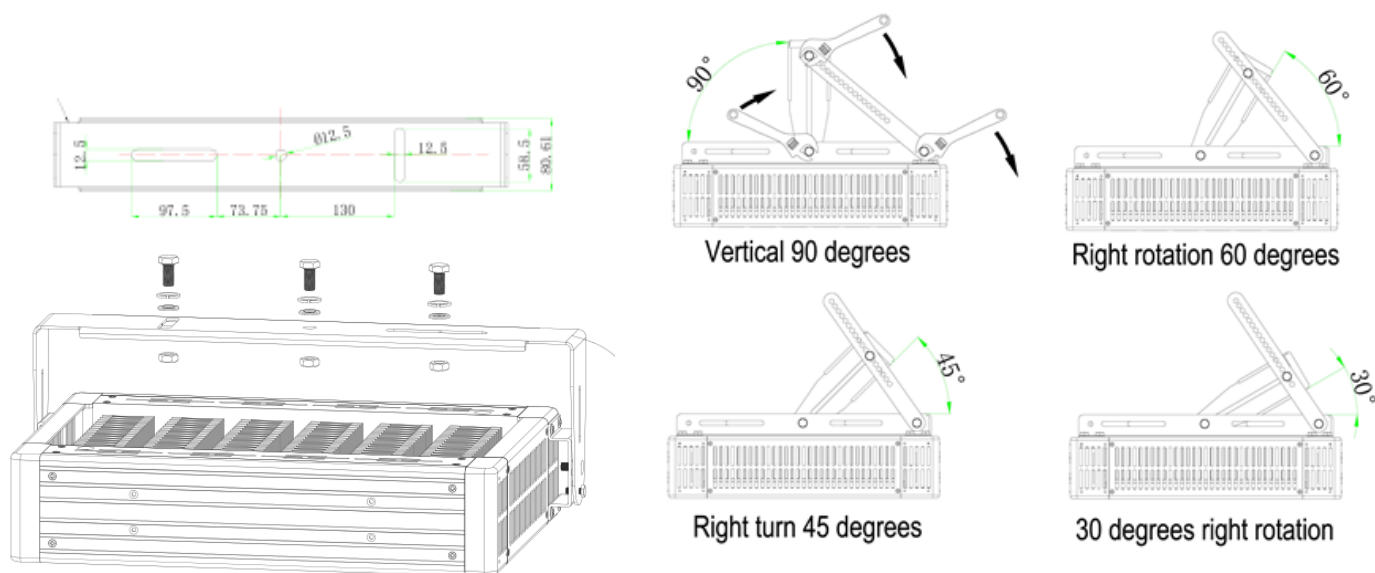


Triphase Cable



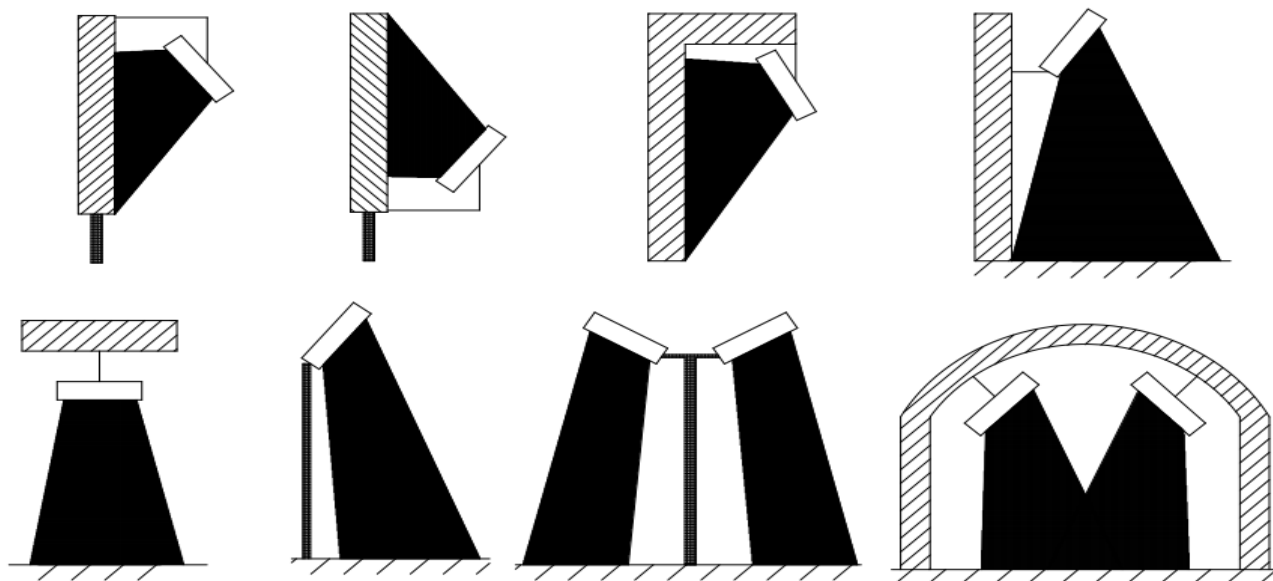
Installation Instructions

Through the screw, choose and adjust the angle of the bracket you need before installaing



Applications


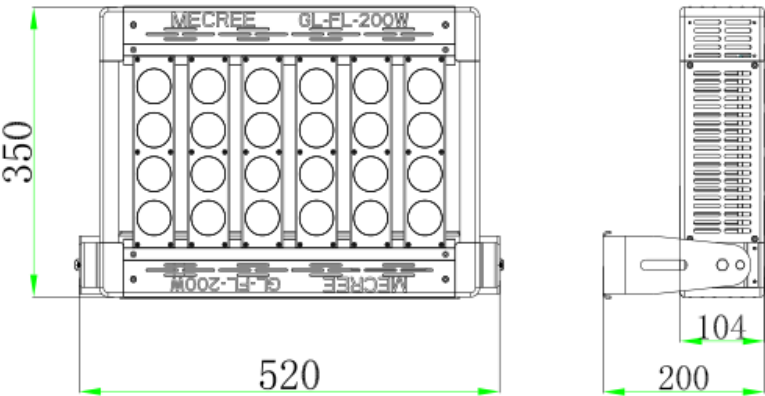
Applied in large sports field lighting, football, basketball, golf and tennis court, racetrack, badminton, roads, high-rise buildings, tower lights, etc. Can also be applied in large square, airport, commercial building, construction engineering, farm, amusement parks, parking lots, harbor, industrial buildings, and other special lighting environment.



Maintenance / Repairing Instructions:

1. Make sure the power has been turned off before maintenance or repairing.
2. Clean the LED Lens regularly to maintain high transmission of light.
3. Clean up the dust from the lens and heat sink regularly to keep sound heat dispersion.
4. Be careful not to use corrosive solution for cleaning, preferably with a wet cloth.
5. When install or replace power supply, directly open the back cover with a screwdriver, then remove the power supply. On DC power output, the red cable corresponds to the positive power polarity, and black corresponds to the negative.
Pay attention do not reverse the positive and the negative in any circumstance.

Product Dimension-(mm)



Free-inspection Export Wooden Packing



| | |
|----------------------------|---------------|
| Packing Size(L*W*H) /1unit | 610*510*170mm |
| N.W. | 9.0Kg |
| G.W. | 15.0Kg |